

Snow Day Tasks 10.3.23 – Work can be recorded in your homework books.

Log on to Big Cat and choose 1 book to read throughout the week. This book should be recorded in your reading record. Remember this book should be read 3 times.

Session 1 – to read the book

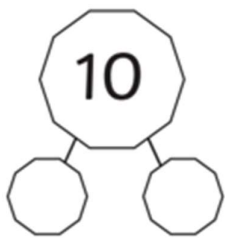
Session 2 – to read the book again with some expression

Session 3 – to read the book again with fluency and answer questions given by your adult

In Maths we have been using our knowledge of number bonds to 10 to help us write addition sentences in different orders.

e.g.  $6+4=10$ .  $4+6=10$ .  $10=4+6$ .  $10=6+4$

Complete the blank part whole models below, each showing a different number bond to 10. Use the lines to show the 4 different ways to show the addition number sentence.

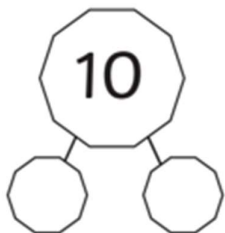


---

---

---

---

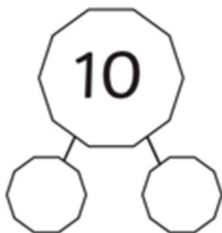


---

---

---

---

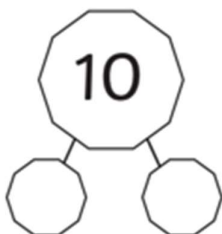


---

---

---

---



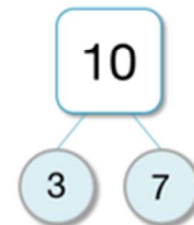
---

---

---

---

Example



$$3 + 7 = 10$$

$$7 + 3 = 10$$

$$10 = 7 + 3$$

$$10 = 3 + 7$$

## Art homework



Your submission can come in a variety of formats or sizes, we would like you to be as creative as possible. It could be a painting, a collage, a photograph, or whatever you like! It is up to you.

The Art work will be judged by a member of the Gallery at Bevere and the winner will receive a one to one masterclass with Susan Birth, an artist from Bevere Gallery.

RGS will be hosting an exhibition of work at RGS Springfield from 2 - 5 May.

**The winning school will receive a masterclass from the Head of Art at RGS Worcester.**

Please hand your entries (with your child's full name and class name on) to your class by teacher by 30<sup>th</sup> March 2023

In computing, we have been learning about algorithms. Go to <https://beebot.terrapiinlogo.com/> and practise giving the beebot algorithms to get them to different destinations.

Finally, have fun in the snow!!! See if you can build or a snowman, make some footprints or go for a walk and take sure pictures of what you can see. Below are some more ideas of fun activities you can do in the snow.

Create a picture to show what you like best about wintertime.	Go for a walk with a grown-up and take a camera to capture some lovely winter photographs.	Write an acrostic poem about a winter word of your choice.	Go on a sensory winter walk with an adult. What can you see? What can you smell or hear?
Create a chart to record how many types of birds you spot outside.	Look out for some of the items on this <a href="#">Winter Snow Hunt Checklist</a> .	Build a snowman and take photographs of him to document how he melts.	Build a sledge for a small toy using household materials.

Work on your throwing skills by throwing snowballs at a target.	 <div style="text-align: center;"> <h3>Winter Home Learning Activities</h3> <p>Colour in the box as you complete each activity!</p> </div> 	Write in the snow. Add food colouring to a spray bottle filled with water, or use a paintbrush, and make some designs in the snow.
Learn some festive songs and spend some time singing with your family or friends.		Create the perfect winter menu. What would be your ideal meal for the chilly, wintry months?

Make a winter snow globe. You could use this <a href="#">Winter Snow Globe Christmas Craft Pack</a> to help you!	Wrap up warm and make a snow angel!	Help the birds by scooping out the inside of an orange and filling it with bird seed. You could even make a pine cone feeder using these <a href="#">handy instructions</a> .	Become a detective and search for animal footprints in the snow.
--	-------------------------------------	---	--